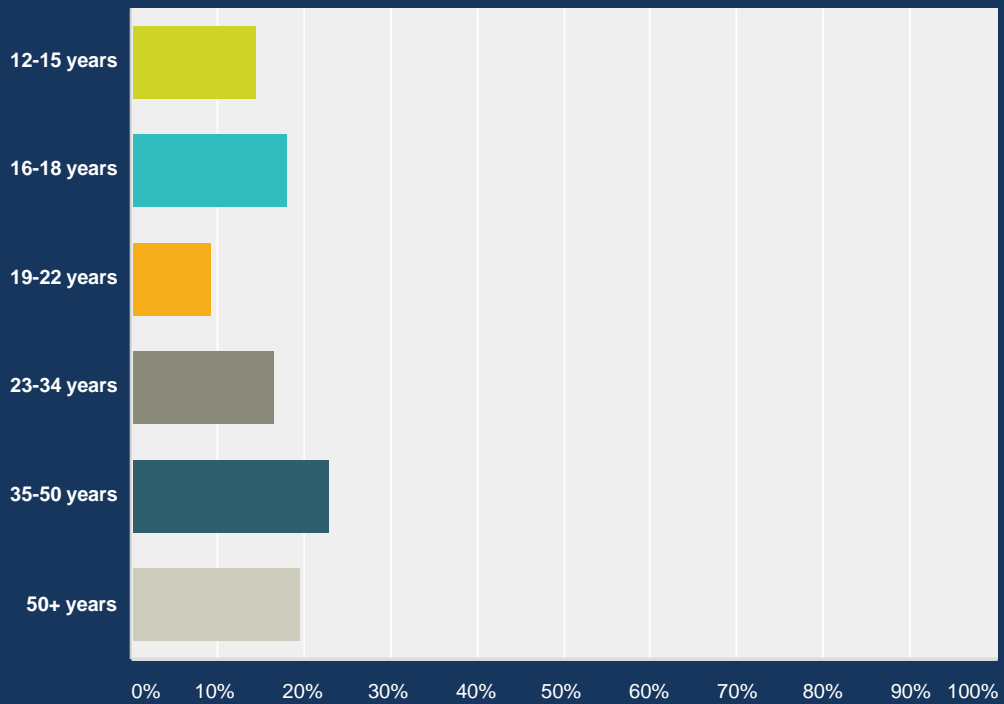




2014-15
SUMMER
SEASON
SURVEY RESULTS

Q3 Please indicate your age group

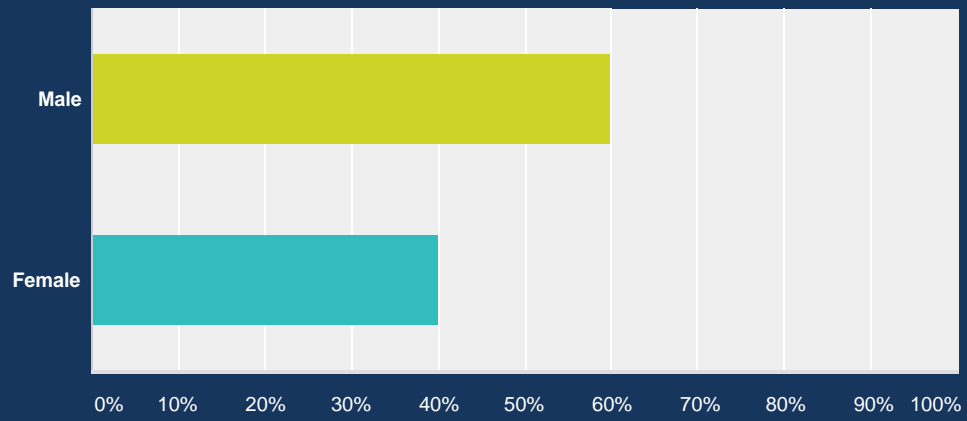
Answered: 362 Skipped: 0



Answer Choices	Responses
12-15 years	14.36% 52
16-18 years	17.96% 65
19-22 years	9.12% 33
23-34 years	16.57% 60
35-50 years	22.65% 82
50+ years	19.34% 70
Total	362

Q4 What is your gender?

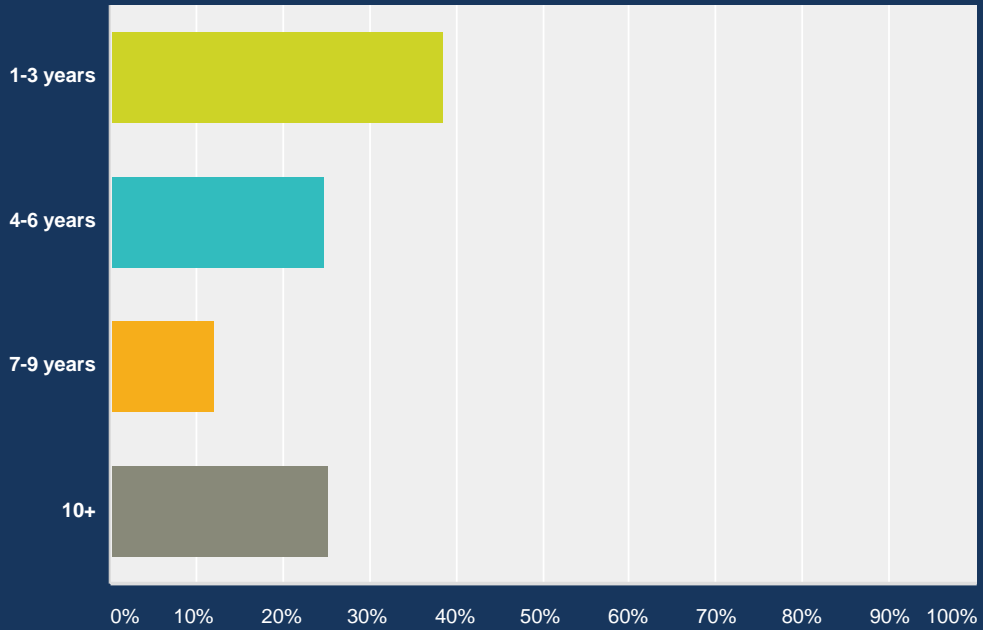
Answered: 362 Skipped: 0



Answer Choices	Responses
Male	60.22% 218
Female	39.78% 144
Total	362

Q5 How long have you been a member of Athletics Victoria?

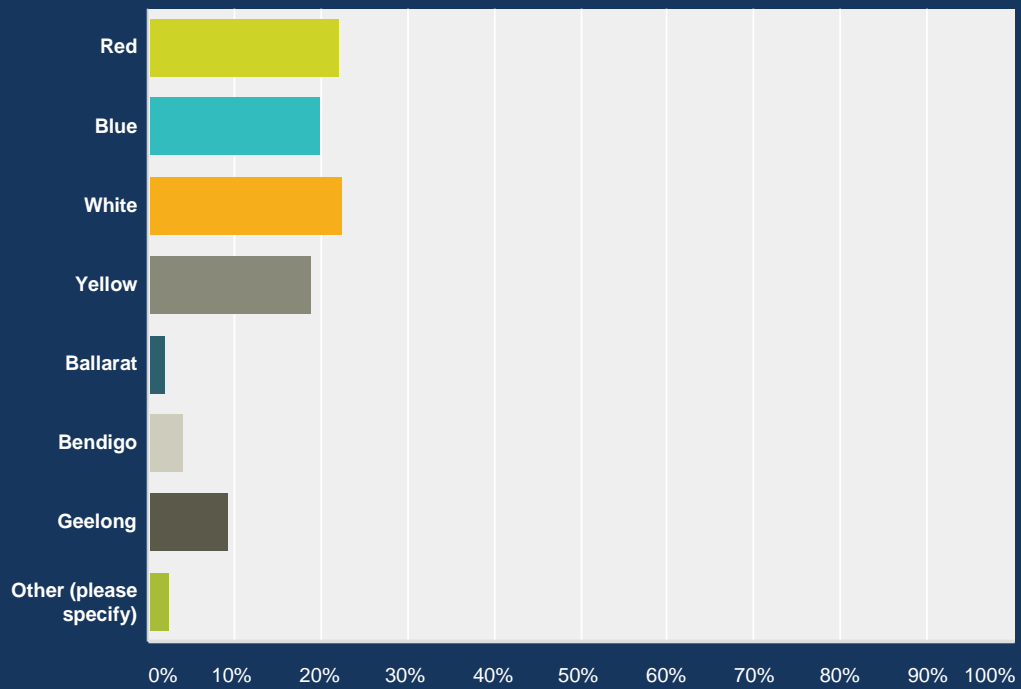
Answered: 362 Skipped: 0



Answer Choices	Responses
1-3 years	38.40% 139
4-6 years	24.59% 89
7-9 years	11.88% 43
10+	25.14% 91
Total	362

Q6 What Zone did you compete in

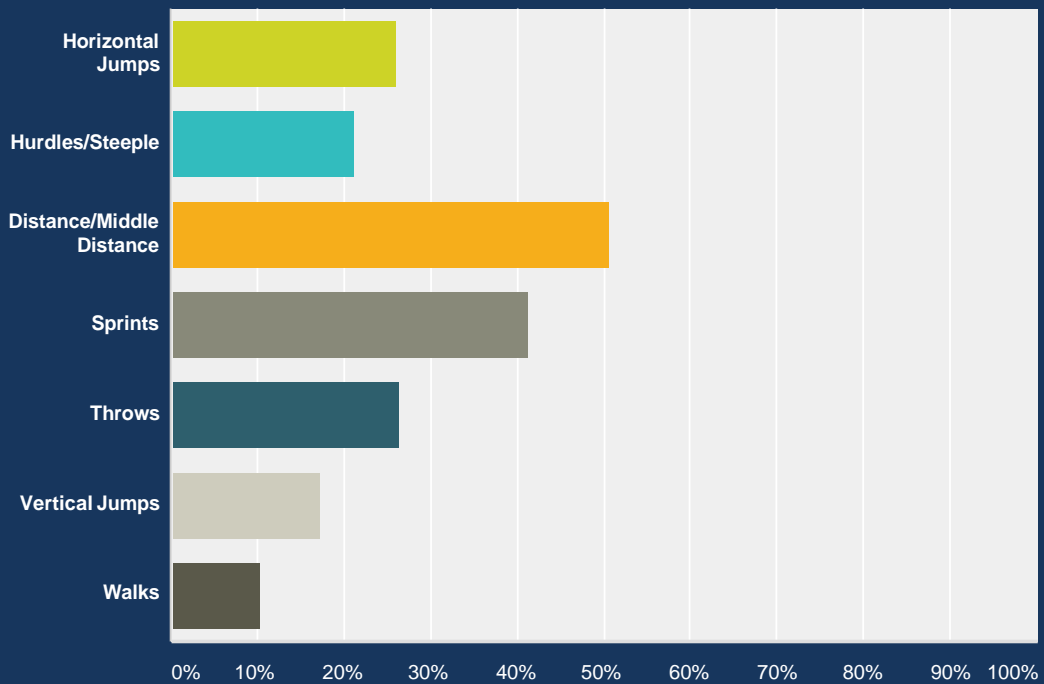
Answered: 362 Skipped: 0



Answer Choices	Responses	
Red	21.82%	79
Blue	19.89%	72
White	22.38%	81
Yellow	18.78%	68
Ballarat	1.93%	7
Bendigo	3.87%	14
Geelong	9.12%	33
Other (please specify)	2.21%	8
Total		362

Q7 Preferred discipline/s:

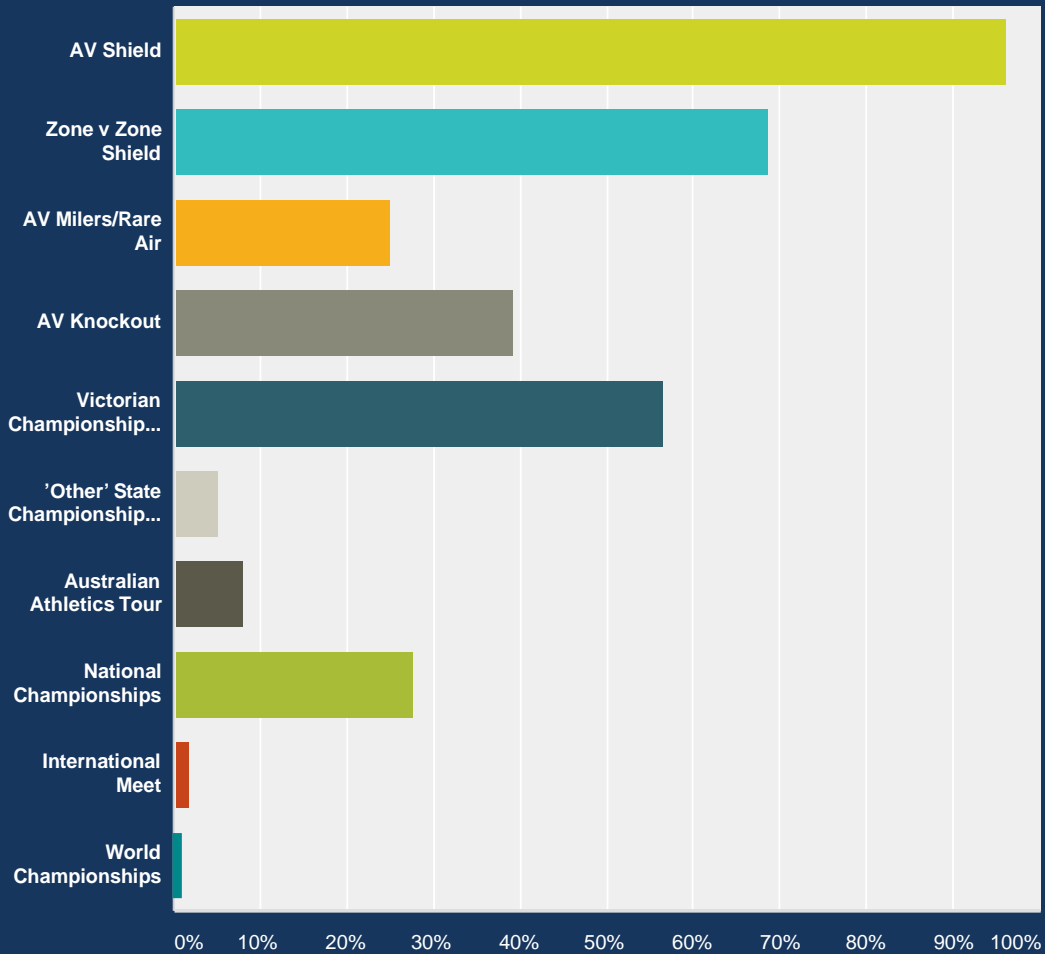
Answered: 362 Skipped: 0



Answer Choices	Responses
Horizontal Jumps	25.97% 94
Hurdles/Steeple	20.99% 76
Distance/Middle Distance	50.55% 183
Sprints	41.16% 149
Throws	26.24% 95
Vertical Jumps	17.13% 62
Walks	10.22% 37
Total Respondents: 362	

Q8 What competitions have you participated in the 2014/15 summer season?

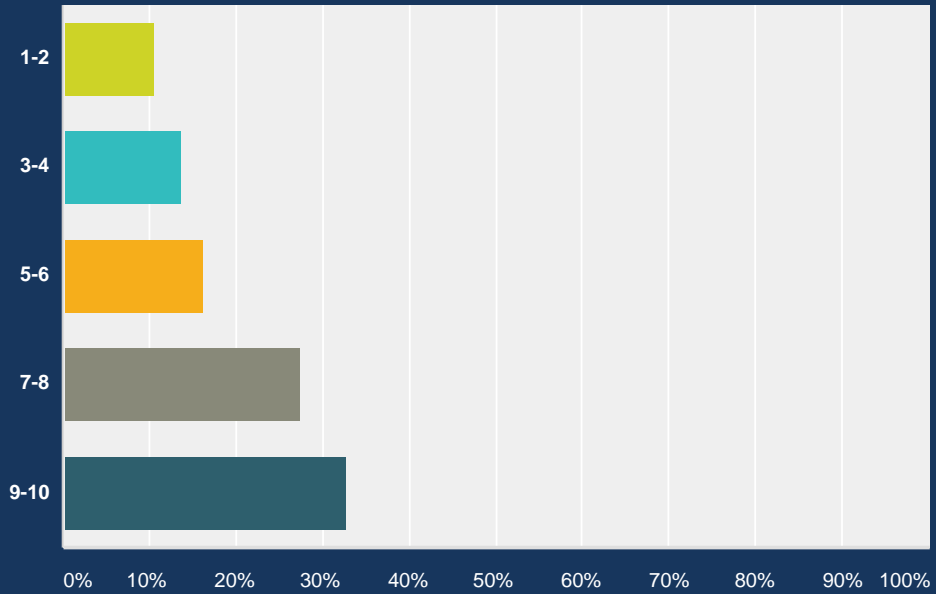
Answered: 362 Skipped: 0



Answer Choices	Responses	
AV Shield	96.13%	348
Zone v Zone Shield	68.51%	248
AV Milers/Rare Air	24.86%	90
AV Knockout	38.95%	141
Victorian Championships (includes State All Schools)	56.35%	204
'Other' State Championships (e.g. NSW State Championships)	4.97%	18
Australian Athletics Tour	8.01%	29
National Championships	27.62%	100
International Meet	1.66%	6
World Championships	1.10%	4
Total Respondents: 362		

Q9 There were 10 rounds of AV Shield this season. How many Rounds did you compete in ?

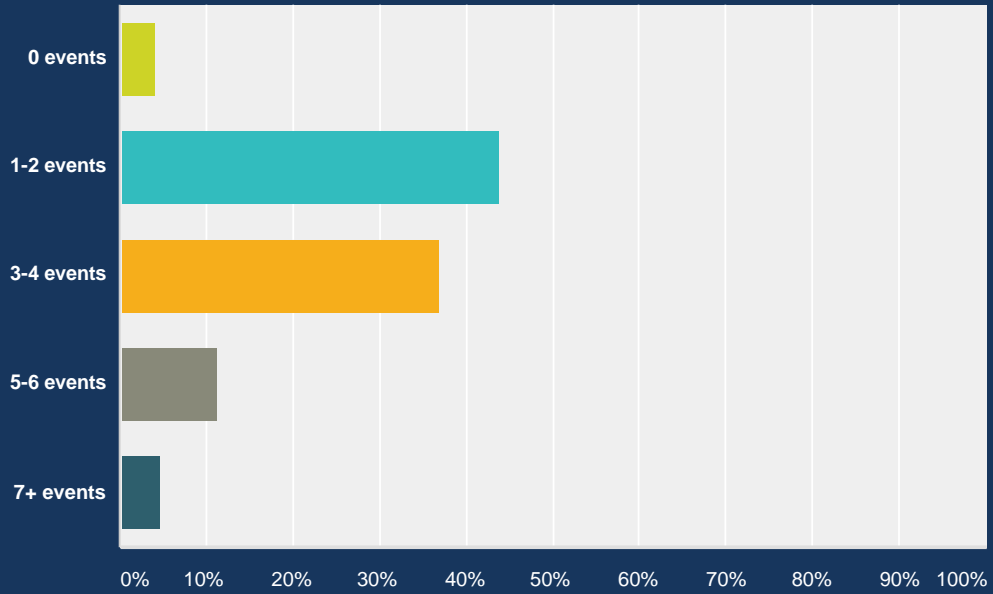
Answered: 362 Skipped: 0



Answer Choices	Responses
1-2	10.50% 38
3-4	13.54% 49
5-6	16.02% 58
7-8	27.35% 99
9-10	32.60% 118
Total	362

Q10 How many events did you usually compete in at AV Shield each week?

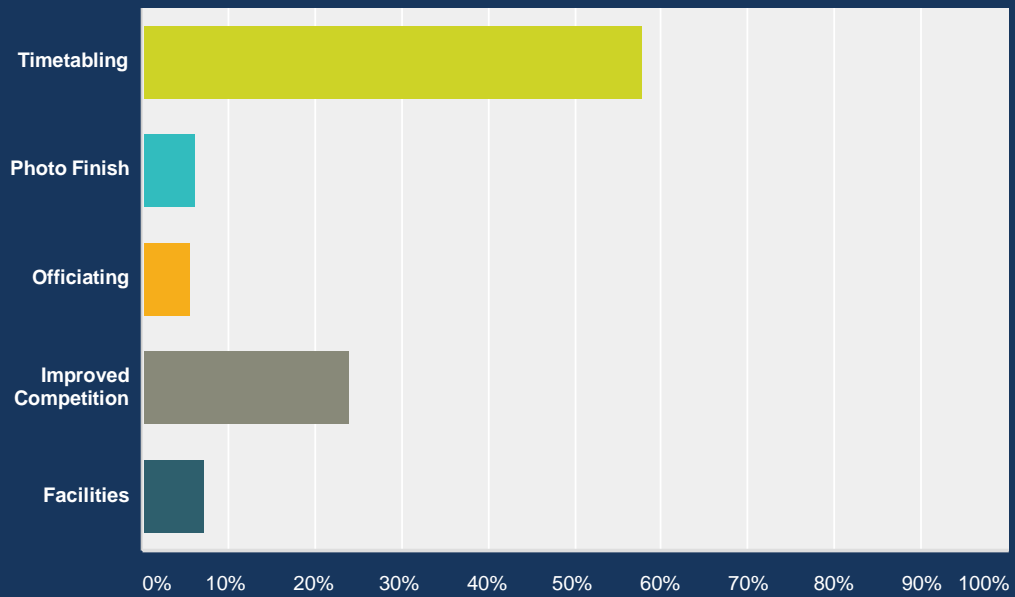
Answered: 362 Skipped: 0



Answer Choices	Responses
0 events	3.87% 14
1-2 events	43.65% 158
3-4 events	36.74% 133
5-6 events	11.05% 40
7+ events	4.70% 17
Total	362

Q11 What would you identify as the most important thing to improve at AV Shield competition next season?

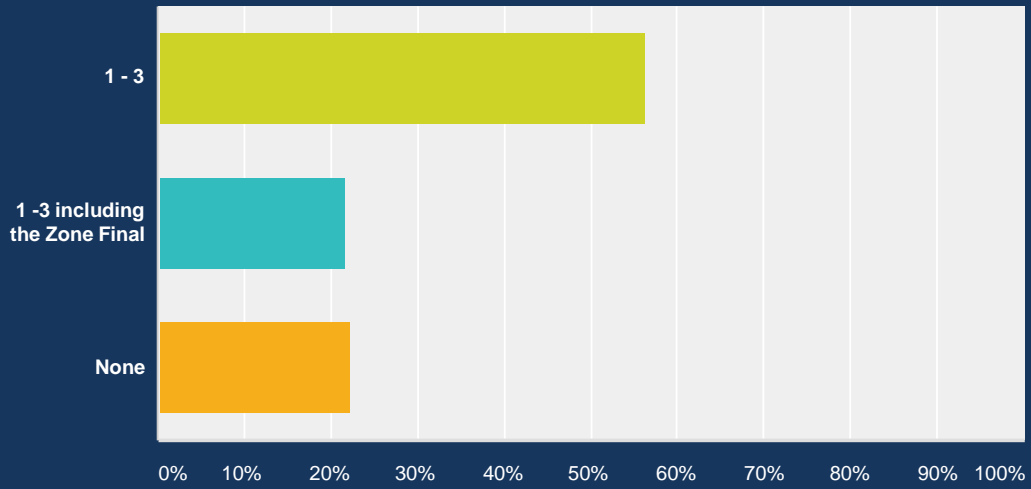
Answered: 312 Skipped: 50



Answer Choices	Responses
Timetabling	57.69% 180
Photo Finish	6.09% 19
Officiating	5.45% 17
Improved Competition	23.72% 74
Facilities	7.05% 22
Total	312

Q12 There were 3 rounds of AV Shield Zone V Zone this season. How many rounds did you compete in?

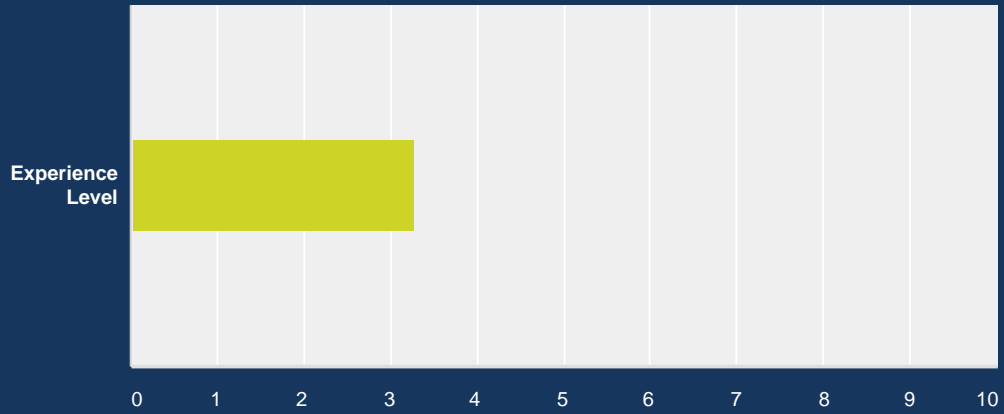
Answered: 361 Skipped: 1



Answer Choices	Responses
1 - 3	56.23% 203
1 -3 including the Zone Final	21.61% 78
None	22.16% 80
Total	361

Q13 What was your overall experience of Zone v Zone this season?

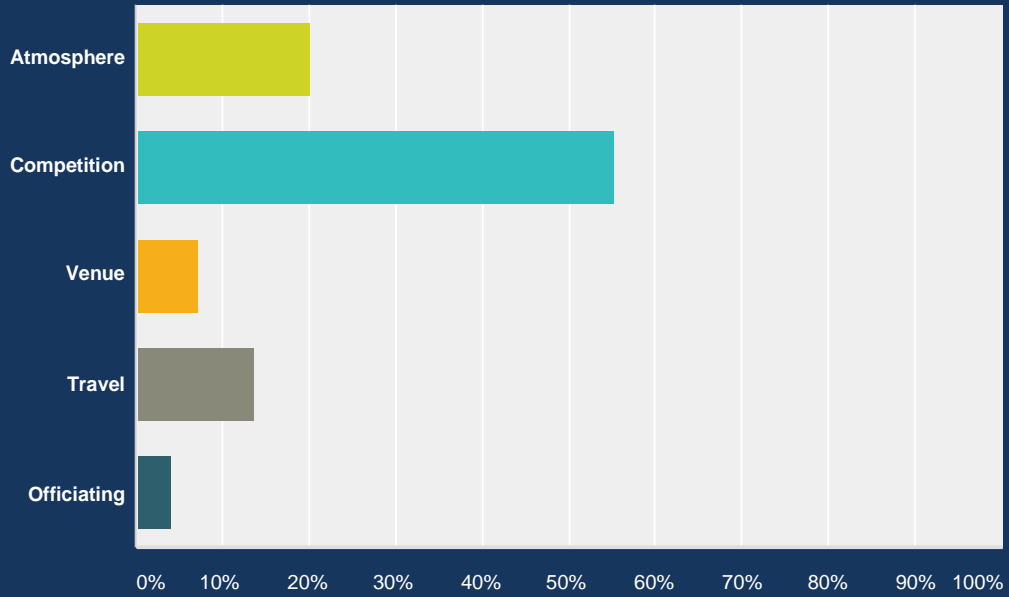
Answered: 317 Skipped: 45



	Very good	Good	Satisfactory	Poor	Unsatisfactory	Total	Weighted Average
Experience Level	10.73% 34	34.38% 109	32.18% 102	15.77% 50	6.94% 22	317	3.26

Q14 Was your experiences of Zone v Zone based on the following:

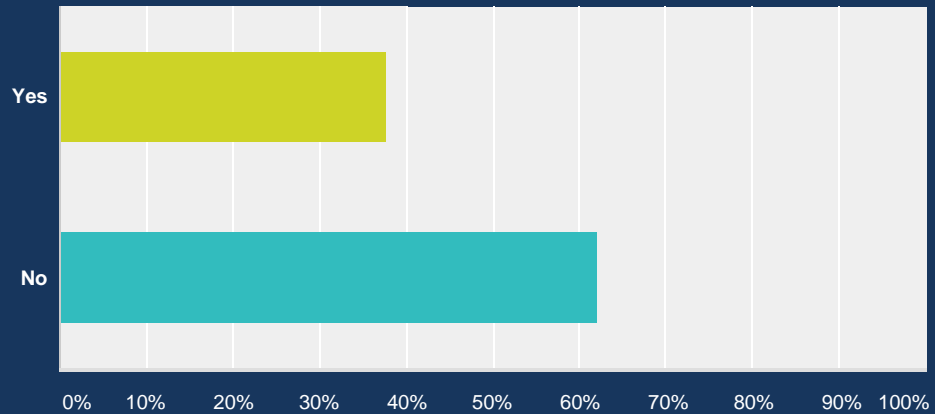
Answered: 279 Skipped: 83



Answer Choices	Responses
Atmosphere	20.07% 56
Competition	55.20% 154
Venue	7.17% 20
Travel	13.62% 38
Officiating	3.94% 11
Total	279

Q15 Did you compete in AV Knockout this year?

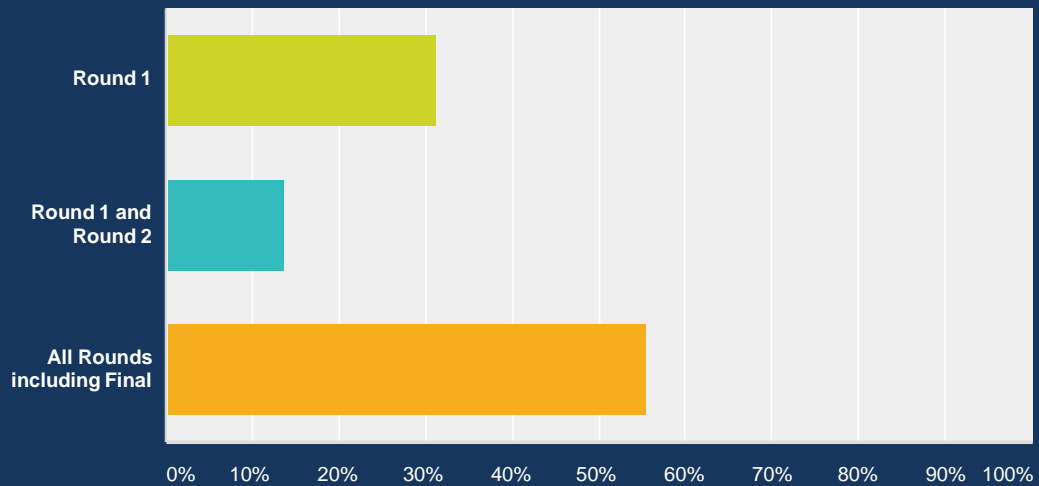
Answered: 362 Skipped: 0



Answer Choices	Responses
Yes	37.85% 137
No	62.15% 225
Total	362

Q16 If yes how many rounds did you compete in?

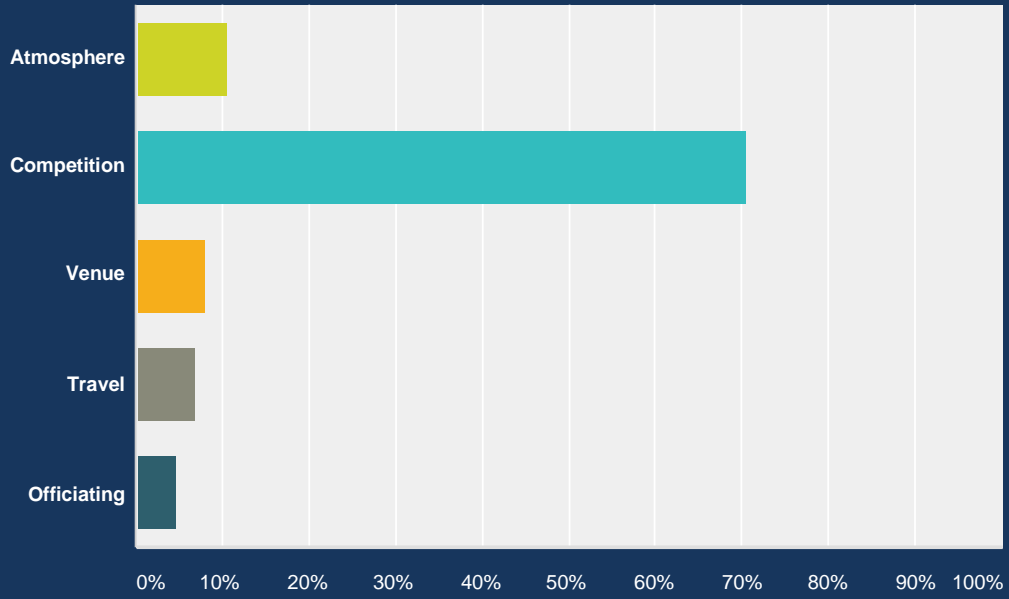
Answered: 141 Skipped: 221



Answer Choices	Responses
Round 1	31.21% 44
Round 1 and Round 2	13.48% 19
All Rounds including Final	55.32% 78
Total	141

Q17 Was your experiences of AV Knockout based on the following:

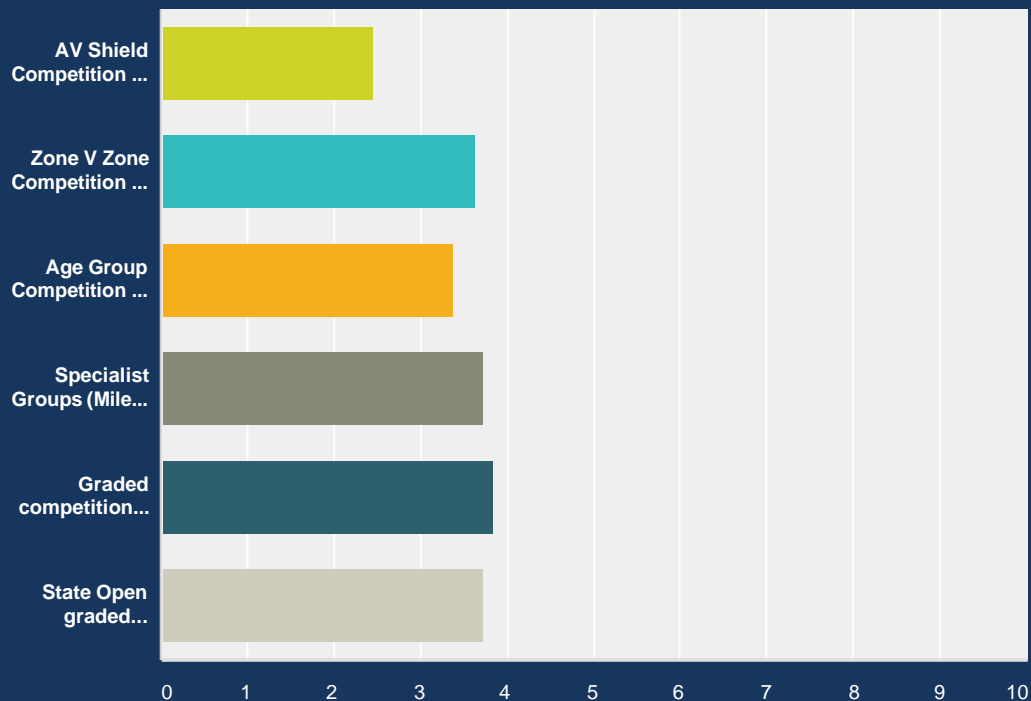
Answered: 152 Skipped: 210



Answer Choices	Responses
Atmosphere	10.53% 16
Competition	70.39% 107
Venue	7.89% 12
Travel	6.58% 10
Officiating	4.61% 7
Total	152

Q18 Which competition do you prefer to compete in? Please rate the competitions 1 to 6, with 1 being your 1st preference and so on.

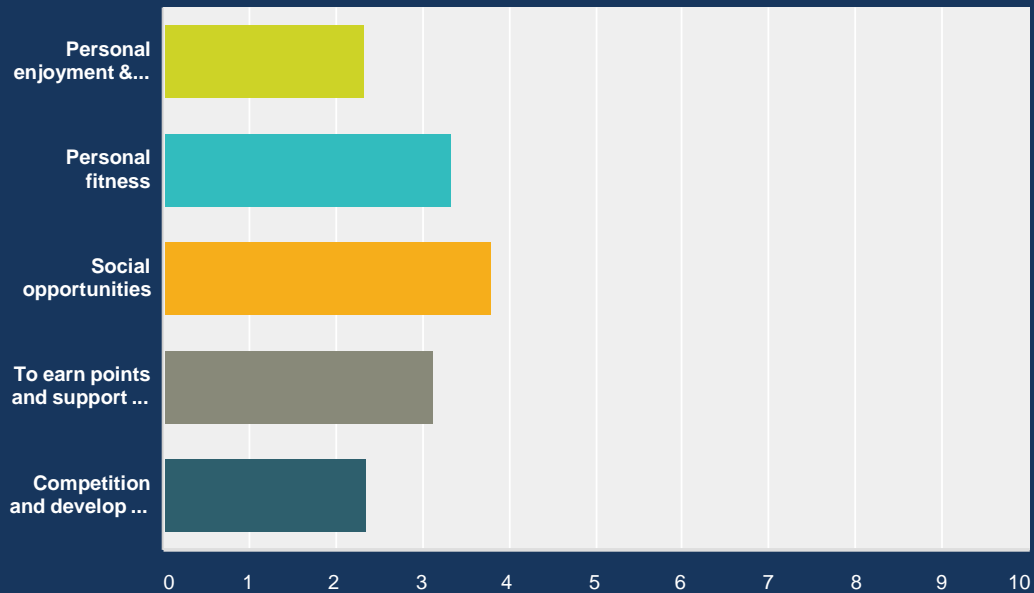
Answered: 362 Skipped: 0



	1	2	3	4	5	6	Total	Weighted Average
AV Shield Competition - I like competing against the clubs in my Zone	43.20%	20.12%	10.65%	9.17%	8.88%	7.99%	338	2.44
Zone V Zone Competition - I like competing against the clubs not in my Zone with more competition in each event	6.97%	18.48%	22.73%	21.21%	19.39%	11.21%	330	3.61
Age Group Competition (where you compete within your own age group)	16.41%	18.84%	18.54%	18.24%	13.37%	14.59%	329	3.37
Specialist Groups (Milers, Rare Air)	18.83%	14.81%	12.65%	11.73%	13.58%	28.40%	324	3.72
Graded competition based on AV Rankings (AV Knockout)	6.77%	13.54%	21.23%	22.46%	21.23%	14.77%	325	3.82
State Open graded competition (based on performance)	14.11%	15.32%	15.02%	15.92%	20.12%	19.52%	333	3.71

Q19 Rate your motivation for competing in AV Shield competition (with 1 being the most important factor, 5 the least important factor)

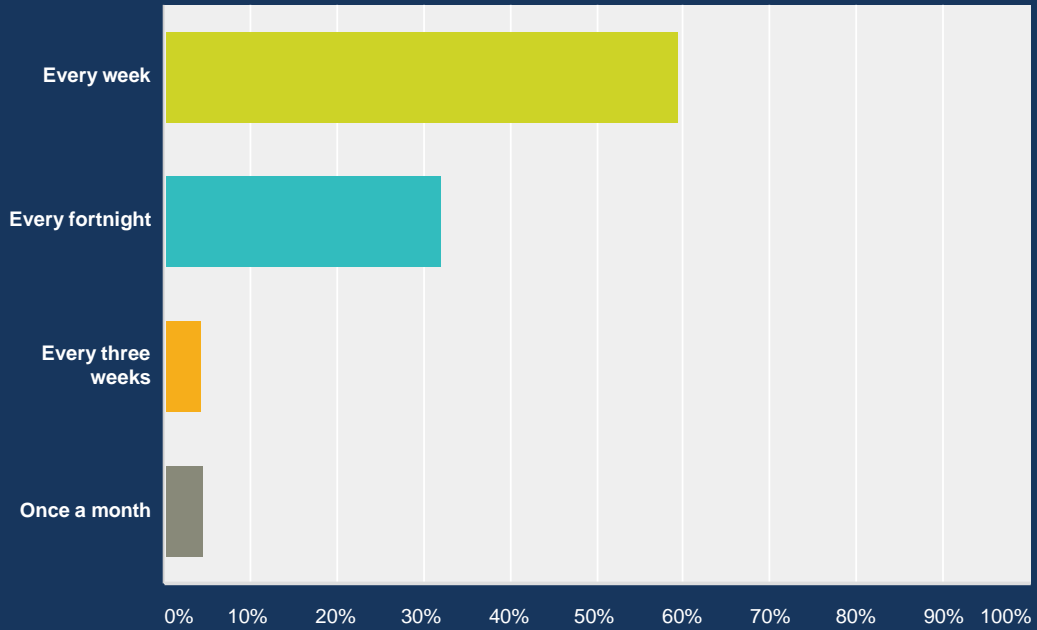
Answered: 362 Skipped: 0



	1	2	3	4	5	Total	Weighted Average
Personal enjoyment & gain	31.75% 107	28.19% 95	21.66% 73	13.35% 45	5.04% 17	337	2.32
Personal fitness	10.00% 33	15.76% 52	28.18% 93	23.94% 79	22.12% 73	330	3.32
Social opportunities	2.41% 8	11.45% 38	24.40% 81	29.22% 97	32.53% 108	332	3.78
To earn points and support my club	14.71% 50	24.41% 83	17.35% 59	20.88% 71	22.65% 77	340	3.12
Competition and develop my performance	43.63% 154	20.11% 71	9.63% 34	11.90% 42	14.73% 52	353	2.34

Q20 I would compete in AV Shield if it was held...

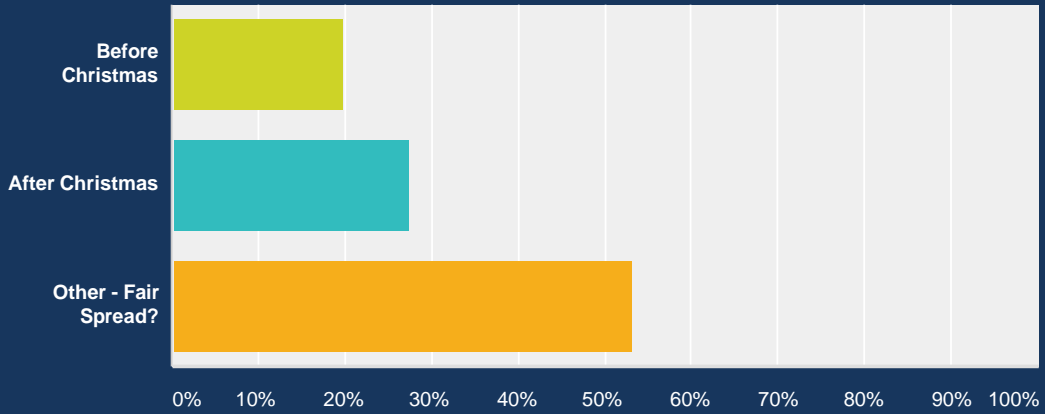
Answered: 362 Skipped: 0



Answer Choices	Responses
Every week	59.39% 215
Every fortnight	32.04% 116
Every three weeks	4.14% 15
Once a month	4.42% 16
Total	362

Q21 I would prefer more AV Shield competitions to be held :

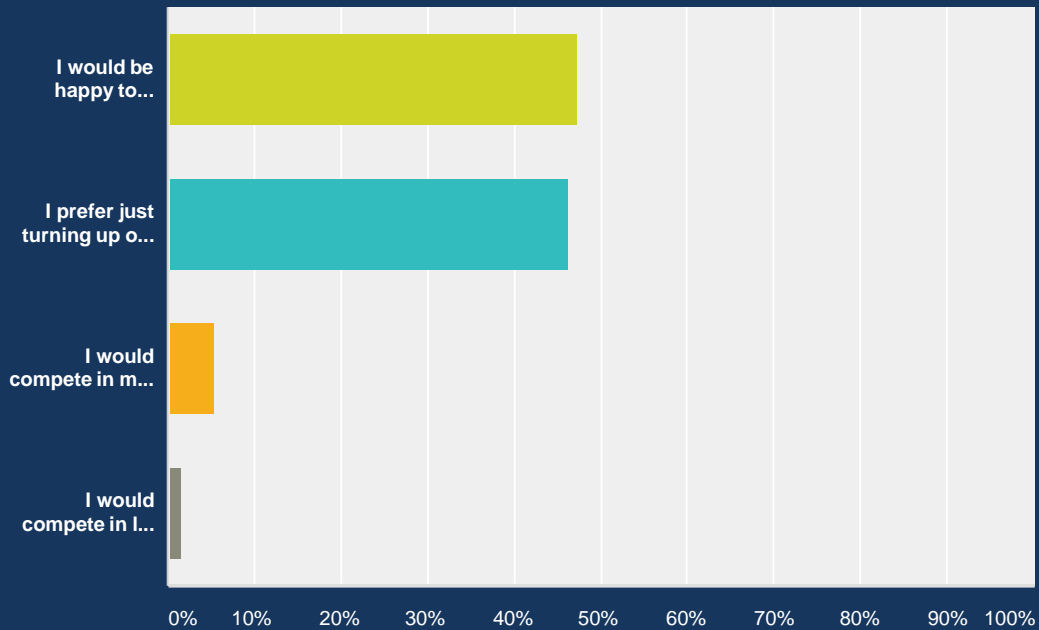
Answered: 362 Skipped: 0



Answer Choices	Responses
Before Christmas	19.61% 71
After Christmas	27.35% 99
Other - Fair Spread?	53.04% 192
Total	362

Q22 For AV Shield competition we can improve the timetable by asking athletes to pre enter; which would mean athletes would be seeded into events and a more accurate timetable created before the event and posted on the AV website. If these improvements were introduced for next season then...

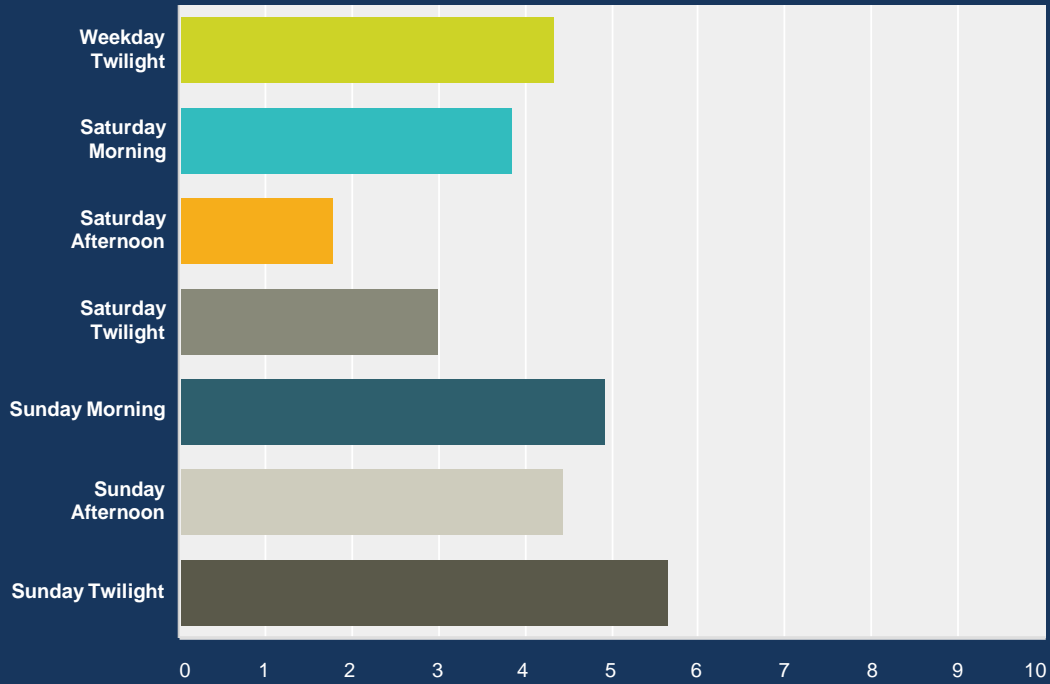
Answered: 358 Skipped: 4



Answer Choices	Responses	
I would be happy to pre-enter online.	47.21%	169
I prefer just turning up on the day and deciding what events I want to do.	46.09%	165
I would compete in more AV Shield rounds.	5.31%	19
I would compete in less AV Shield rounds.	1.40%	5
Total		358

Q23 Rate your preference for when AV Shield is scheduled. (1 being your 1st preference, 7 being your 7th preference)

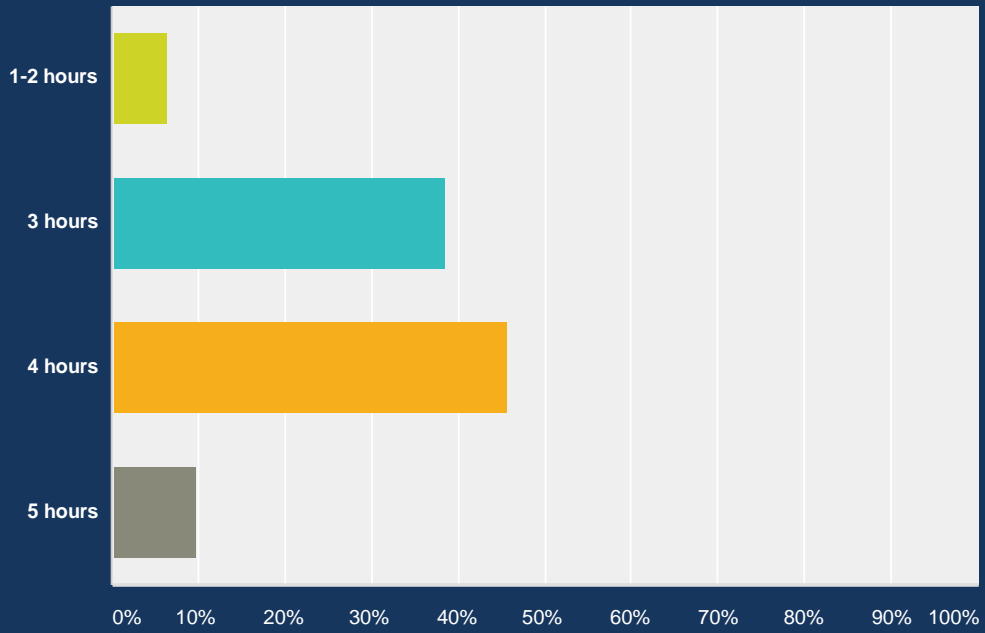
Answered: 361 Skipped: 1



	1	2	3	4	5	6	7	Total	Weighted Average
Weekday Twilight	6.97% 23	11.52% 38	20.61% 68	17.58% 58	10.61% 35	11.52% 38	21.21% 70	330	4.33
Saturday Morning	17.33% 57	11.85% 39	19.76% 65	13.68% 45	8.51% 28	15.81% 52	13.07% 43	329	3.84
Saturday Afternoon	65.63% 233	16.06% 57	9.01% 32	2.82% 10	1.41% 5	1.97% 7	3.10% 11	355	1.77
Saturday Twilight	6.91% 23	43.24% 144	20.42% 68	13.51% 45	7.81% 26	6.01% 20	2.10% 7	333	2.98
Sunday Morning	2.50% 8	6.88% 22	7.50% 24	18.44% 59	29.69% 95	15.94% 51	19.06% 61	320	4.90
Sunday Afternoon	2.16% 7	8.95% 29	16.36% 53	20.99% 68	23.15% 75	25.00% 81	3.40% 11	324	4.43
Sunday Twilight	0.93% 3	2.47% 8	5.25% 17	12.04% 39	18.83% 61	23.15% 75	37.35% 121	324	5.64

Q24 Ideally, how long do you think a round of AV Shield should go for?

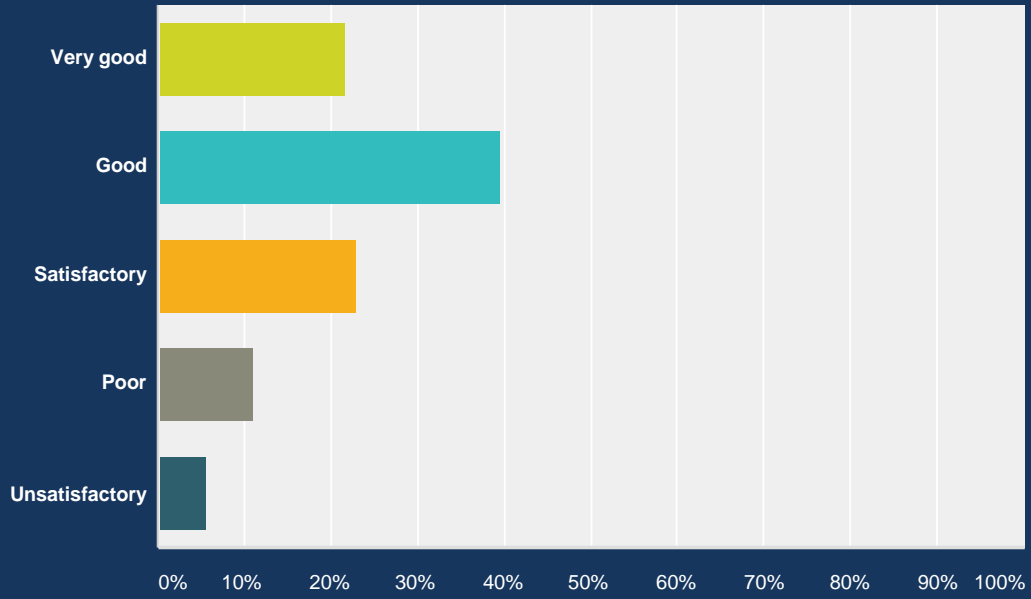
Answered: 362 Skipped: 0



Answer Choices	Responses
1-2 hours	6.35% 23
3 hours	38.40% 139
4 hours	45.58% 165
5 hours	9.67% 35
Total	362

Q25 Overall, your experience of AV competition this year was...

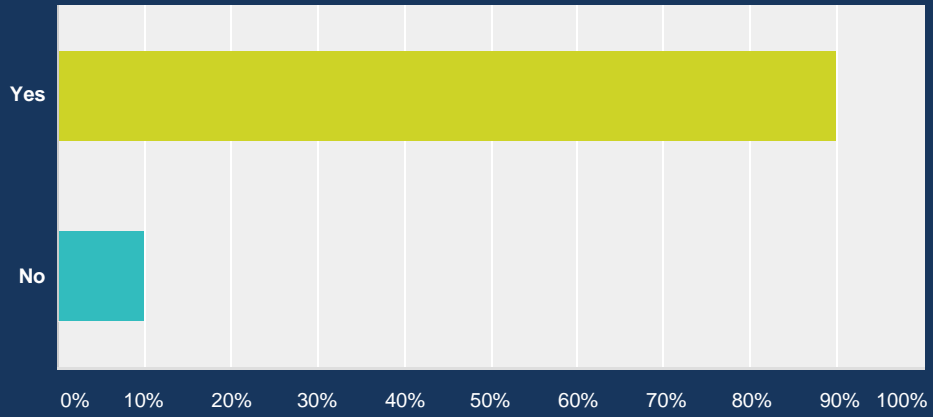
Answered: 362 Skipped: 0



Answer Choices	Responses	
Very good	21.55%	78
Good	39.50%	143
Satisfactory	22.65%	82
Poor	10.77%	39
Unsatisfactory	5.52%	20
Total		362

Q26 Would you recommend AV summer competition to a friend or family?

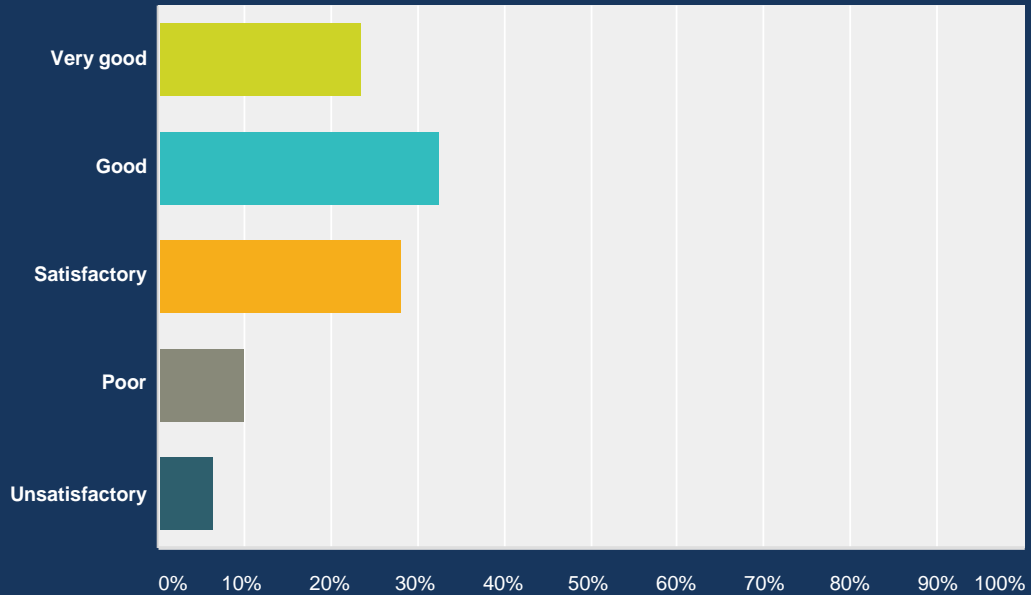
Answered: 359 Skipped: 3



Answer Choices	Responses
Yes	89.97% 323
No	10.03% 36
Total	359

Q27 This season Athletics Victoria introduced AV Rankings which captured all performances from AV Shield competition and AV Knockout. How did you find the platform and what could we do to improve it?

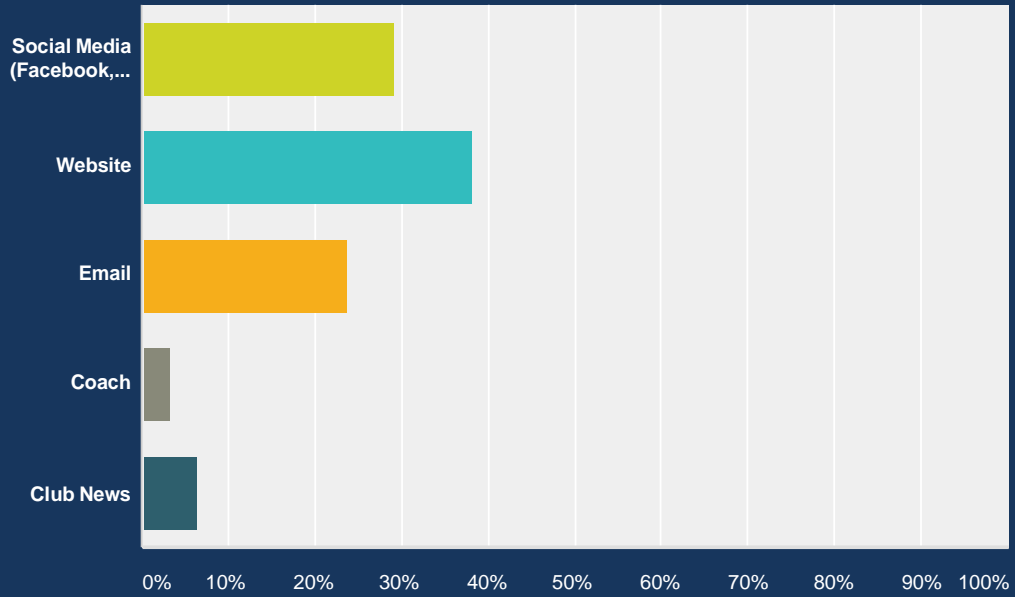
Answered: 346 Skipped: 16



Answer Choices	Responses
Very good	23.41% 81
Good	32.37% 112
Satisfactory	28.03% 97
Poor	9.83% 34
Unsatisfactory	6.36% 22
Total	346

Q28 Where do you source your AV news, information and event updates?

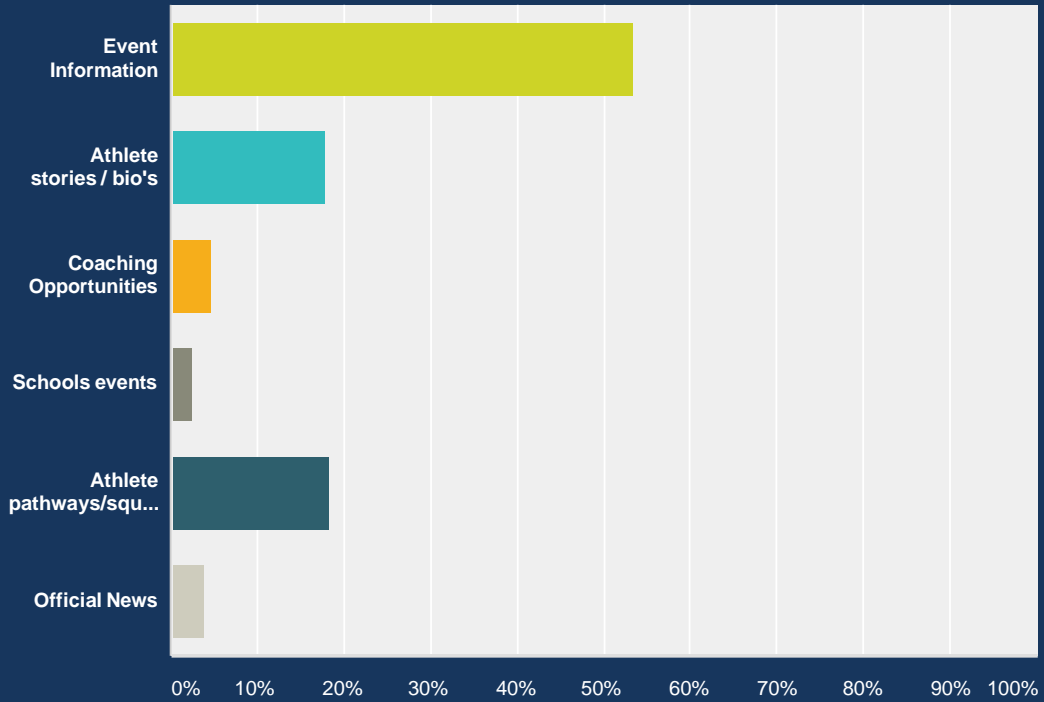
Answered: 355 Skipped: 7



Answer Choices	Responses	
Social Media (Facebook, Instagram, Twitter)	29.01%	103
Website	38.03%	135
Email	23.66%	84
Coach	3.10%	11
Club News	6.20%	22
Total		355

Q29 What would you like to hear more about from Athletics Victoria?

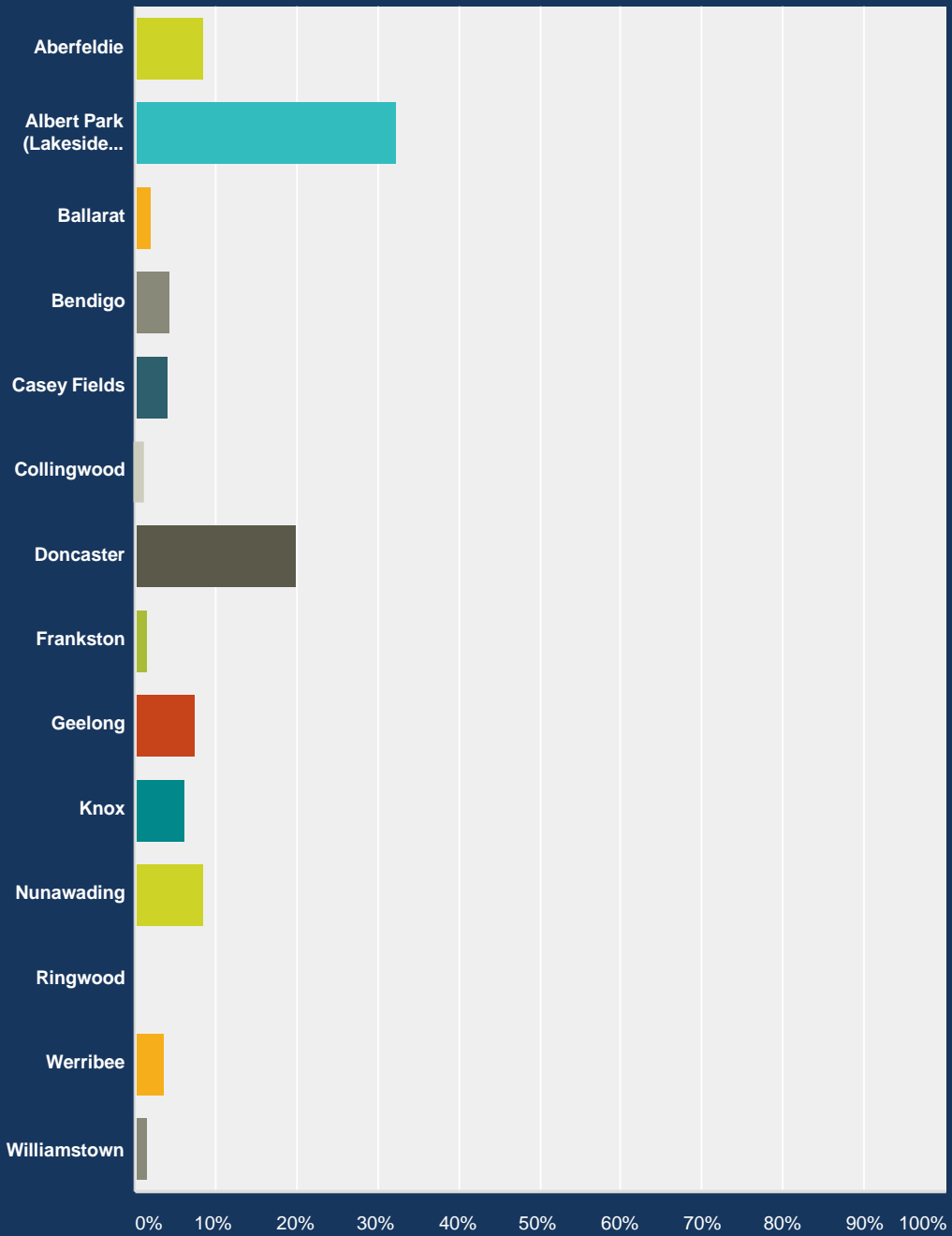
Answered: 345 Skipped: 17



Answer Choices	Responses	
Event Information	53.33%	184
Athlete stories / bio's	17.68%	61
Coaching Opportunities	4.64%	16
Schools events	2.32%	8
Athlete pathways/squads (e.g. Target Talent Programme)	18.26%	63
Official News	3.77%	13
Total		345

Q30 What venue do you prefer to compete at?

Answered: 332 Skipped: 30



Answer Choices	Responses
Aberfeldie	8.43% 28
Albert Park (Lakeside Stadium)	32.23% 107
Ballarat	1.81% 6
Bendigo	4.22% 14
Casey Fields	3.92% 13
Collingwood	1.20% 4

2014/15 Athletics Victoria Summer Season Survey Results

Doncaster	19.88%	66
Frankston	1.51%	5
Geelong	7.23%	24
Knox	6.02%	20
Nunawading	8.43%	28
Ringwood	0.00%	0
Werribee	3.61%	12
Williamstown	1.51%	5
Total		332

Other
Meadowglen
Whittlesea city
Mentone or Murrumbeena - both have better atmosphere
Box Hill
Mentone
Frankston